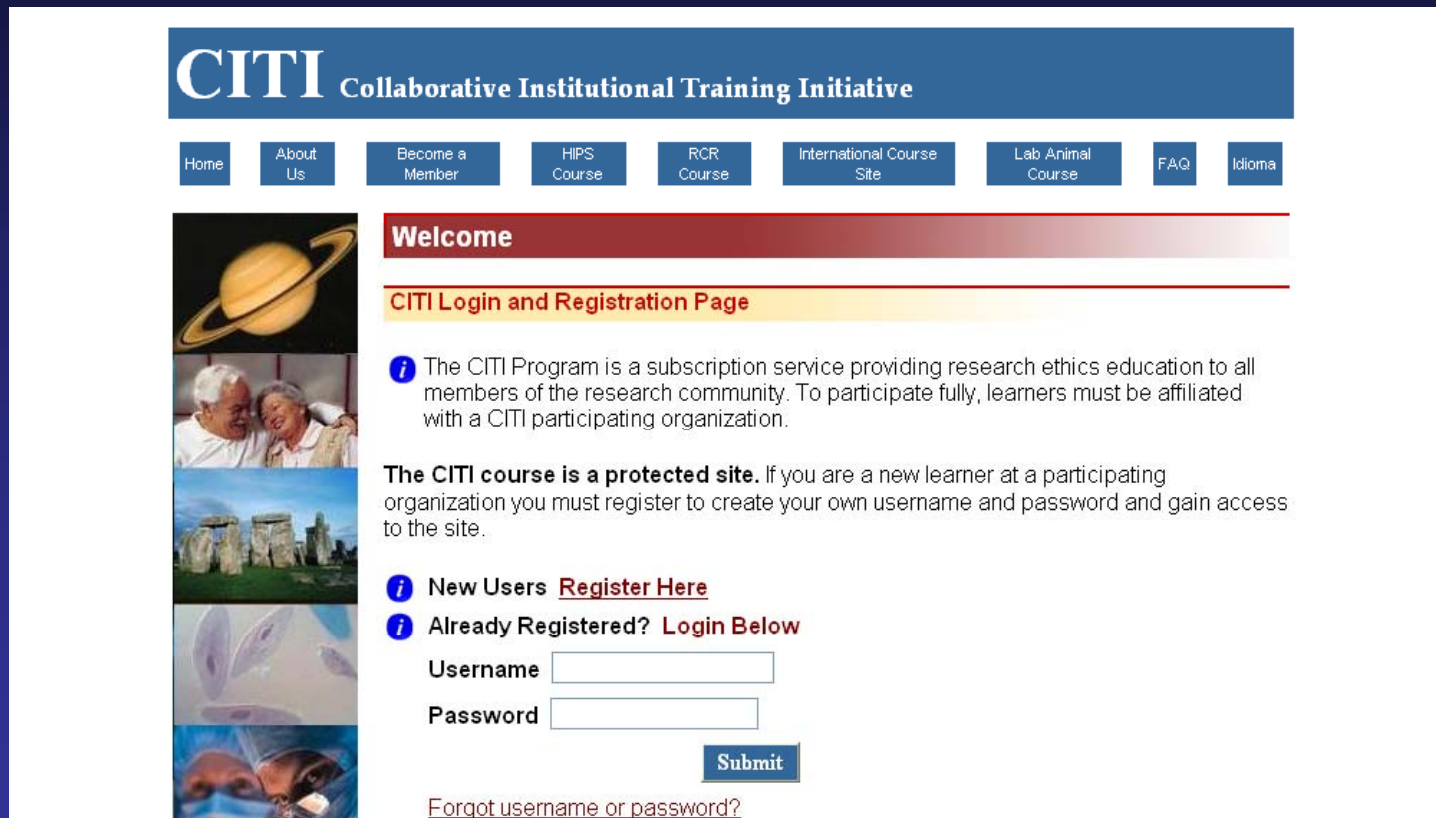


# CITI Program

ACHRI & UAMS Start Date  
September 4, 2007

# Point your internet browser to [www.citiprogram.org](http://www.citiprogram.org)



The screenshot shows the CITI website's home page. At the top, there is a blue header with the text "CITI Collaborative Institutional Training Initiative". Below the header is a navigation menu with buttons for "Home", "About Us", "Become a Member", "HIPS Course", "RCR Course", "International Course Site", "Lab Animal Course", "FAQ", and "Idioma".

The main content area features a vertical stack of five images on the left: a planet with rings (Saturn), an elderly couple smiling, Stonehenge, a microscopic view of cells, and a person in a surgical mask. To the right of these images is a "Welcome" section with a red gradient background. Below this is a yellow gradient box containing the text "CITI Login and Registration Page".

The text in the registration section includes:

- An information icon (i) followed by the text: "The CITI Program is a subscription service providing research ethics education to all members of the research community. To participate fully, learners must be affiliated with a CITI participating organization."
- A paragraph: "The CITI course is a protected site. If you are a new learner at a participating organization you must register to create your own username and password and gain access to the site."
- Two information icons (i) with links: "New Users [Register Here](#)" and "Already Registered? [Login Below](#)".
- Form fields for "Username" and "Password", each with a text input box.
- A blue "Submit" button.
- A link: "[Forgot username or password?](#)".

# Register

## CITI Collaborative Institutional Training Initiative

[Home](#)[About Us](#)[Become a Member](#)[HPS Course](#)[RCR Course](#)[International Course Site](#)[Lab Animal Course](#)[FAQ](#)[Idioma](#)

### Welcome

#### CITI Login and Registration Page

**i** The CITI Program is a subscription service providing research ethics education to all members of the research community. To participate fully, learners must be affiliated with a CITI participating organization.

**The CITI course is a protected site.** If you are a new learner at a participating organization you must register to create your own username and password and gain access to the site.


**i** New Users [Register Here](#)

**i** Already Registered? [Login Below](#)

Username

Password

[Forgot username or password?](#)



# Affiliate

## CITI Collaborative Institutional Training Initiative

### Select your institution or organization

Choose your institution from the appropriate dropdown menu then click **SUBMIT**. If you are affiliated with more than one institution, you will be able to select additional institutions after providing the information required.

Participating Institutions:

Veterans Affairs:

Department of Energy:

HIV/AIDS Network Coordination (HANC):

---

[Home](#) | [CME/CEU](#) | [Copyright and Disclaimer](#) | [About Us](#) | [Acknowledgements](#) | [Contact Us](#)

---

# Pick a Username & Password

**CITI** Collaborative Institutional Training Initiative

## Select Your Username and Password

Your username should consist of 4 to 50 characters. Acceptable characters include letters, numbers, and the symbols "@", ".", and "\_". No spaces or other characters are allowed. Your username is **not case sensitive**; "A12B34CD" is the same as "a12b34cd".

Username:

Your password should consist of 8 to 12 characters. Letters and numbers are the only acceptable characters. No spaces or other characters are allowed. Your password is **not case sensitive**; "A12B34CD" is the same as "a12b34cd".

Password:

Verify Password:

---

[Home](#) | [CME/CEU](#) | [Copyright and Disclaimer](#) | [About Us](#) | [Acknowledgements](#) | [Contact Us](#)

---

# Supply Some Information...

**CITI** Collaborative Institutional Training Initiative

## Name and Email Address

Enter your first name, last name, and preferred email address in the fields below.

**First Name:**

**Last Name:**

**E-mail:**

Your username and password can be sent to you at this address if you forget them. Your email address may also be used by your institution administrator and the CITI site administrator to provide information about the CITI program.

**Confirm E-mail:**

---

[Home](#) | [CME/CEU](#) | [Copyright and Disclaimer](#) | [About Us](#) | [Acknowledgements](#)

---

# And More Information...

## CITI Collaborative Institutional Training Initiative

### Member Information

Please provide the following information requested by **Arkansas Children's Hospital Research Institute**. Required fields are marked with an asterisk.

* Gender:	<input type="text"/>
* Highest degree:	<input type="text"/>
Employee Number:	<input type="text"/>
Department:	<input type="text"/>
* Role in human subjects research:	<input type="text"/>
Address Field 1:	<input type="text"/>
Address Field 2:	<input type="text"/>
Address Field 3:	<input type="text"/>
City:	<input type="text"/>
State:	<input type="text"/>
Zip/Postal Code:	<input type="text"/>

## Select Groups - Arkansas Children's Hospital Research Institute

**Question 1** If this is your first time taking a CITI course at Arkansas Children's Hospital Research Institute, choose one learner group below based on your role and the type of human subjects activities you will conduct. You will be enrolled in the Basic Course for that group.

Choose one answer

- Biomedical Research Investigators:** Choose this group to satisfy CITI training requirements for Investigators and staff involved primarily in Biomedical research with human subjects. Choose either Biomedical or Social to Meet IRB Requirements.
- Social & Behavioral Research Investigators:** Choose this group to satisfy CITI training requirements for Investigators and staff involved primarily in Social and Behavioral research with human subjects. Choose either Biomedical or Social to Meet IRB Requirements.
- Incidental Research Contact & Students**
- IRB Members:** This Basic Course is appropriate for IRB or Ethics Committee members.
- Students conducting no more than minimal risk research**
- Reference Resource:** The purpose of this group is for reference only. It should not be selected to achieve CME/CEU eligibility credits or completion reports. You may change your Learner Group status later to "Reference Resource" for ongoing access and resource use of all CITI modules

Choose  
One of  
These

**Question 2** Select the optional CITI Course you would like to take now.

Choose all that apply

- Good Clinical Practice and ICH (GCP) Course**  
To take the GCP Course you must have previously completed the Basic Course.  
If you have NOT completed the CITI Basic Course at Arkansas Children's Hospital Research Institute, Go Back to Question 1.
- Health Information Privacy and Security (HIPS) Course - Information for Students or Instructors**

**Question 3** Select a Learner Group for the Responsible Conduct of Research (RCR) Course.

These courses contain text, embedded case studies, and quizzes.


Choose all that apply

- Biomedical Research**
- Social and Behavioral Research**
- Physical Science**
- Humanities**

These are  
Optional

# Complete Your Training

## Arkansas Children's Hospital Research Institute (ID: 1168)

 View Arkansas Children's Hospital Research Institute [instructions page](#)

Your responses to the **Arkansas Children's Hospital Research Institute** enrollment question(s) have established the courses shown immediately below for you to complete. If this is *incorrect* use the "[Add a course or update your learner group](#)" link below to return to the enrollment questions.

### My Courses

*Human Research*

### Status

Not Passed - [Re-enter](#)

### Completion Reports

Not Earned






*Responsible Conduct of Research*

Incomplete - [Re-enter](#)


Not Earned

### [Add a course or update your learner groups for Arkansas Children's Hospital Research Institute](#)

#### Arkansas Children's Hospital Research Institute Learner Utilities

-  [Optional Modules](#) (completion is completely voluntary and will not count toward a completed course)
-  [Update my profile information for Arkansas Children's Hospital Research Institute](#)
-  [Previous Coursework Completed](#)
-  [CME/CEU credits for human subjects protection coursework](#)
-  [Remove my affiliation from Arkansas Children's Hospital Research Institute](#)

## University of Arkansas for Medical Sciences (ID: 943)

 View University of Arkansas for Medical Sciences [instructions page](#)

Your responses to the **University of Arkansas for Medical Sciences** enrollment question(s) have established the courses

# One Last Thing!

- You must achieve a score of 100% on all tests to receive a certificate
- When you have completed and received a certificate: Fax that certificate to the IRB
  - Attention to:
  - Brittany Lehman
  - Fax# 501-686-7265



# CITI “Help Desk”

- Resolve learner problems
  - Registrations
  - Technical Issues
    - 305 243-7970
    - [citisupport@med.miami.edu](mailto:citisupport@med.miami.edu)
- Help on Our Campuses
  - Margie Brackeen (ACHRI)
    - 364-3586
  - Crystal Hunnicutt (UAMS)
    - 526-6879
  - IRB 686-5667

